



## User's Manual



Thank you for purchasing Bentgo Bowl! We designed this on-the-go lunch solution to be compact enough to fit comfortably in your hand while you eat. At the same time, it's large enough to fill with a hearty meal that will hold you over until dinner. Pack your favorite chili, soups, noodles, rice, and more in the morning and enjoy them for lunch—while they're still warm. Before using Bentgo Bowl, please read this entire manual to learn about the product features and proper care instructions.

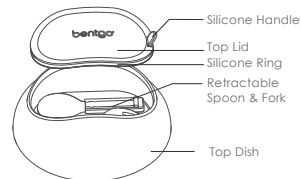
### Features

- Keeps food warm and cool longer\*
- Separate top dish holds retractable utensil set and snacks
- Dishwasher and freezer safe (recommended to hand wash lids to preserve the silicone seal)
- Food-grade safe and eco-friendly materials
- No BPA, PVC, phthalates, lead or vinyl

*\*Keeps food warm for up to 4 hours*

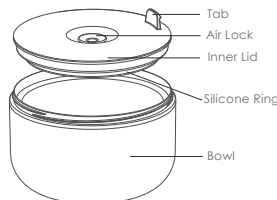
### Using Bentgo Bowl

1. Twist the top dish counterclockwise to separate it from the bowl.
2. Lift the silicone handle on the top lid to open the top dish.
3. Press the tab on the rim of the inner lid to open the bowl. There is no need to open the air lock.
4. Enjoy your meal on-the-go.



Top Dish

Great for crackers, dried fruit, and other small dry snacks

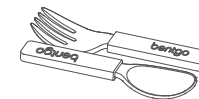
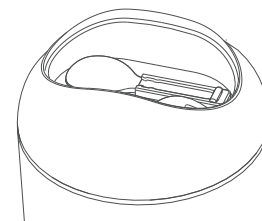


Bowl

Ideal for soup, pasta, stir-fry hot cereals, and more

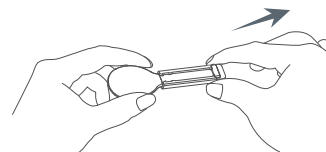
### Using the Retractable Spoon & Fork

- Bentgo Bowl comes with a retractable spoon and fork that fits conveniently inside the top dish.



Retracted view

- To extend and use the utensils, pull out the handles completely. To return them to their retracted position, push the handles back in.



Extended view

### Cleaning Your Bentgo Bowl

- Wash before initial use.
- The bowl and top dish are top-shelf dishwasher safe.
- Hand washing the top lid and inner lid with warm soapy water is recommended to preserve the silicone seal.

### Warnings

- To prevent leaks, DO NOT shake Bentgo Bowl when filled with foods that contain juices or liquids.
- The top dish is designed to hold dry snacks and toppings only. DO NOT fill with liquids to prevent leaks.
- Avoid dropping or tipping Bentgo Bowl when filled with foods.
- To ensure mess-free opening and closing of your Bentgo Bowl, do not overfill the container or top dish.

### Product Warranty

Bentgo offers an industry-leading 2 Year Warranty on Bentgo Bowl. For warranty requests or questions visit [bentgo.com](http://bentgo.com).

### Product Specifications

Top Dish Capacity	4.3oz (126ml)
Container Capacity	21.2oz (626ml)
Dimensions	5.83" w x 5.83" d x 5.46" h
Materials (All materials are food-grade safe and eco-friendly.)	<b>ABS:</b> Top lid, spoon, and fork <b>Silicone:</b> Silicone ring and air lock <b>EPS:</b> Bowl insulation <b>PP:</b> Container, top dish and inner lid

bentgo®

14505 Astronautics Lane  
Huntington Beach, CA 92647  
[www.bentgo.com](http://www.bentgo.com)